


PRODUKT-INFO

SCO-53 SS SMD EMI REDUCTION SPREAD SPECTRUM CLOCK OSCILLATOR

FEATURES

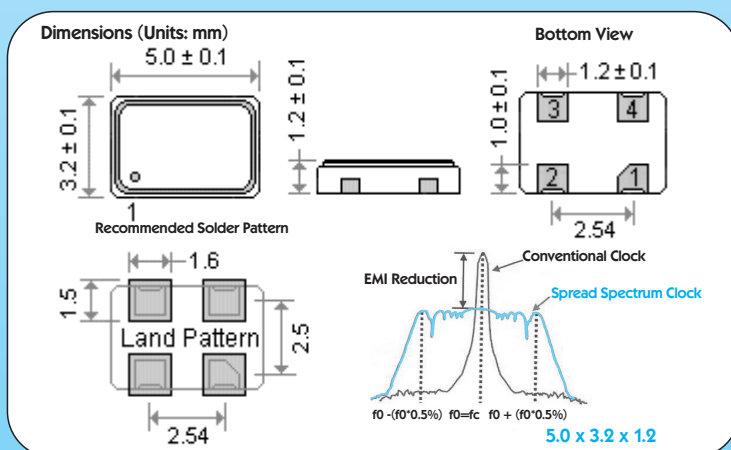
1. Ultra miniature package clock oscillator with size of 5.0 x 3.2 x 1.2 mm.
2. Low Profile



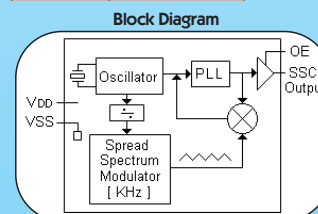
Actual Size



ELECTRICAL SPECIFICATIONS		
Model	Condition	SCO-53 SS
Frequency Range		8.0 ~ 128 MHz
Frequency Stability	over oper. tempr.	±25 ppm / ±50 ppm / ±100 ppm
Operating Temperature Range		-10°C to +70°C, -40°C to +85°C option
Storage Temperature Range		0°C to +70°C, -55°C to +125°C
Power Supply Voltage		3.3V.D.C. ±5%
EMI Reduction		Up to 15 dB reduction typical. Fundamental & higher order harmonics.
Variation of EMI Reduction	Across Temp.	5% max. across -40°C to +85°C
Output Impedance		45Ω to 90 Ω, depends on the output frequency, spread time & spread magnitude
Current Consumption	8.0~32.0 MHz	12 mA max.
	32.1~64.0 MHz	13 mA max.
	64.1~128.0 MHz	17 mA max.
Start Time		5 ms typical; 10 ms max.
Stabilization Time	PLL Lock	2 ms max.
Duty Cycle	CL=15pF at 1/2 V _{DD}	50% ±5%
Rise and Fall Time	at 10~90% V _{DD} at 90~10% V _{DD}	7 ns max.
Output Voltage	„Low“ : V _{OL} „High“ : V _{OH}	0.4 V _{DD} max.; I _{OL} =-4mA at spread spectrum output 2.4 V _{DD} min.; I _{OH} =-4mA at spread spectrum output
Output Logic		CMOS
Output Load		15 pF max.
Aging	at +25°C ±3°C	±5 ppm / year max.



Terminal	Connection
#1	Enable/Disable
#2	GND
#3	OUTPUT
#4	V _{DD}



Oscillators...
and more

Now available

RoHS
COMPLIANT
2002/95/EC

digital electronic
siegfried lehrer gmbh

Rudolf-Wanzl-Str. 3+5
D-89340 Leipzig / Germany
www.digitallehrer.de
digital@digitallehrer.de

Telefon +49 (0) 82 21 / 7 08 - 0 · Telefax +49 (0) 82 21 / 7 08 - 80

All specifications subject to change without notice.