

TC-2303

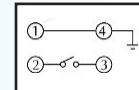
MODEL	Knob Name	Stem length, mm
TC-2301	TC-0111 Knob	17
TC-2302	TC-0102 Knob	4.3
TC-2303	TC-0103 Knob	5
TC-2304	TC-0104 Knob	7
TC-2305	TC-0108 Knob	7.3
TC-2306	TC-0106 Knob	8
TC-2307	TC-0107 Knob	8.5
TC-2308	TC-0108 Knob	9.5
TC-2309	TC-0109 Knob	12.5
TC-2309A	TC-A109 Knob	13
TC-2310	TC-0110 Knob	13.5

CODE	Operating Force, gf
T	100±30
V	130±30
X	160±50
W	170±50
Y	190±50
Z	250±100




1. RATING: DC 12V 50mA
2. TRAVEL: 0.25 ± 0.1 mm
3. CONTACT RESISTANCE 100mΩ MAX

CIRCUIT DIAGRAM



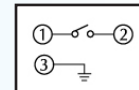
TC-2324 series

CODE	Operating Force, gf
T	100±30
V	130±30
X	160±50
W	170±50
Y	190±50
Z	250±100




1. RATING: DC 12V 50mA
2. TRAVEL: 0.25 ± 0.1 mm
3. CONTACT RESISTANCE 100mΩ MAX

CIRCUIT DIAGRAM

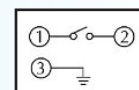


TC-2324A




1. RATING: DC 12V 50mA

CIRCUIT DIAGRAM

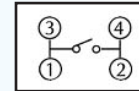


TC-0031

1. RATING: DC 30V 0.1mA



CIRCUIT DIAGRAM



TC-0090



CIRCUIT DIAGRAM

