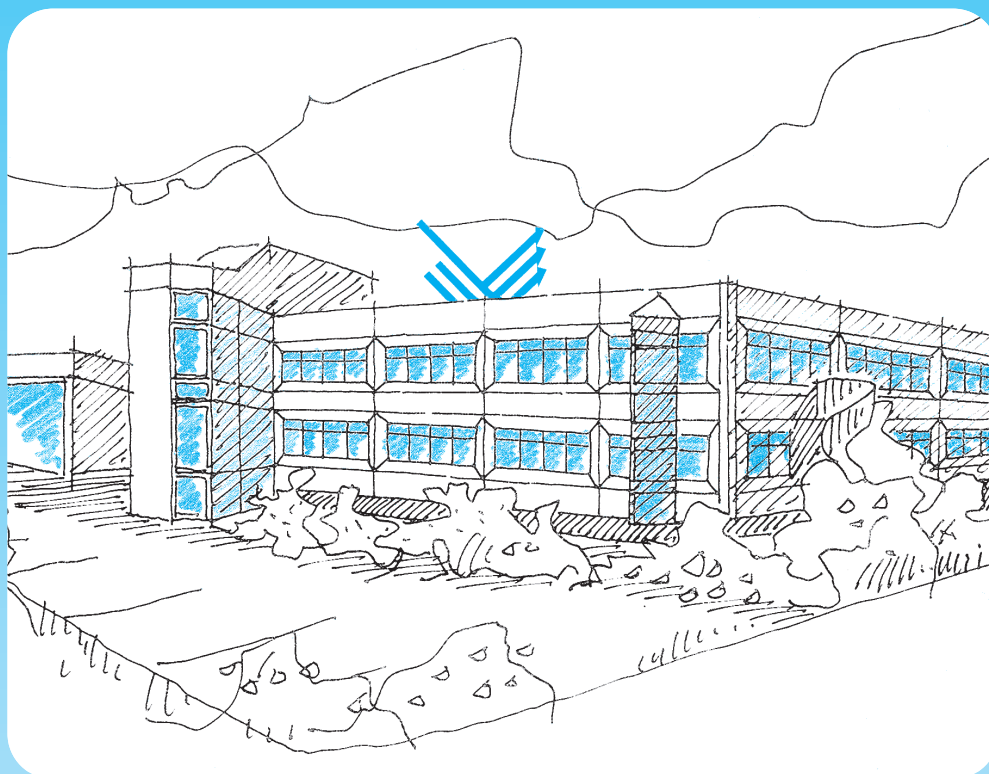




## LIEFERÜBERSICHT

# STECKER & VERBINDER



[www.digitallehrer.de](http://www.digitallehrer.de)



Connectors




# CONTENTS

<b>Pin Header</b>	<b>3</b>
<b>Female Header</b>	<b>6</b>
<b>Box Header</b>	<b>13</b>
<b>Board Spacer</b>	<b>14</b>
<b>Latch Header</b>	<b>15</b>
<b>Board to Board Connector</b>	<b>15</b>
<b>Sheet Metal &amp; Pin</b>	<b>16</b>
<b>D-SUB Connector</b>	<b>16</b>
<b>Wire to Board / Wire Connector</b>	<b>16</b>
<b>Waterproof Connector</b>	<b>19</b>
<b>FPC/FFC Connector</b>	<b>21</b>
<b>IC Socket</b>	<b>23</b>
<b>Mini Jumper</b>	<b>23</b>
<b>IDC Socket</b>	<b>24</b>
<b>USB / Mini USB / Micro USB</b>	<b>24</b>
<b>Wire Harness</b>	<b>26</b>
<b>Cable Assembly</b>	<b>26</b>
<b>FFC</b>	<b>26</b>
<b>Jumper Wire</b>	<b>26</b>

## PIN HEADER

**Pin Header  
Dual Row SMT**




Series: P0MX(C.D)  
Pitch: 0.8 (mm)  
Base Height: 1.4 mm

**Pin Header  
Single Row Straight**



Series: P7SAAS  
Pitch: 1.0 (mm)  
Base Height: 1.0 mm

**Pin Header  
Dual Row SMT**



Series: P7MX(C.D)  
Pitch: 1.0 (mm)  
Base Height: 1.0 mm

**Pin Header  
Single Row Straight**



Series: P4SA  
Pitch: 1.27 (mm)  
Base Height: 1.0/1.2/1.5/1.7  
2.0/2.5 mm

**Pin Header  
Dual Row Straight**



Series: P4SA  
Pitch: 1.27 (mm)  
Base Height: 1.0/1.5/1.7  
2.0/2.5 mm

**Pin Header  
Single Row Right Angle**




Series: P4RA  
Pitch: 1.27 (mm)  
Base Height: 1.0/1.2/1.5/1.7  
2.0/2.5 mm

**Pin Header  
Dual Row Right Angle**




Series: P4SA  
Pitch: 1.27 (mm)  
Base Height: 1.0/1.5/1.7  
2.0/2.5 mm

**Pin Header  
Single Row SMT**




Series: P4MX(A.B)  
Pitch: 1.27 (mm)  
Base Height: 1.0/1.2/1.5/1.7  
2.0/2.5 mm

**Pin Header  
Dual Row SMT**



Series: P4MX(C.D)  
Pitch: 1.27 (mm)  
Base Height: 1.0/1.5/1.7  
2.0/2.5 mm

**Pin Header  
Dual Row SMT Side Entry**




Series: P4MG  
Pitch: 1.27 (mm)

**Pin Header  
Multiple Base**



Series: P4SX(C~H)  
Pitch: 1.27 (mm)

**Pin Header  
Single Row Straight**



Series: P3SAAS  
Pitch: 1.27x2.54 (mm)  
Base Height: 2.54 mm

## PIN HEADER

**Pin Header  
Dual Row Straight**




Series: P3SAAD  
Pitch: 1.27x2.54 (mm)  
Base Height: 2.54 mm

**Pin Header  
Single Row Right Angle**



Series: P3RAAS  
Pitch: 1.27x2.54 (mm)  
Base Height: 2.54 mm

**Pin Header  
Dual Row Right Angle**




Series: P3RAAD  
Pitch: 1.27x2.54 (mm)  
Base Height: 2.54 mm

**Pin Header  
Single Row SMT**



Series: P3MX(A,B)AS  
Pitch: 1.27x2.54 (mm)  
Base Height: 2.54 mm

**Pin Header  
Dual Row SMT**



Series: P3MCAD  
Pitch: 1.27x2.54 (mm)  
Base Height: 2.54 mm

**Pin Header  
Multiple Base**



Series: P3SX(C~H)  
Pitch: 1.27x2.54 (mm)  
Base Height: 2.54 mm

**Pin Header  
Single Row Straight**



Series: P2SA  
Pitch: 2.0 (mm)  
Base Height: 1.5/2.0 mm

**Pin Header  
Dual Row Straight**



Series: P2SA  
Pitch: 2.0 (mm)  
Base Height: 1.5/2.0 mm

**Pin Header  
Single Row Right Angle**



Series: P2RA  
Pitch: 2.0 (mm)  
Base Height: 1.5/2.0 mm

**Pin Header  
Dual Row Right Angle**



Series: P2RA  
Pitch: 2.0 (mm)  
Base Height: 1.5/2.0 mm

**Pin Header  
Single Row SMT**



Series: P2MX(A,B)  
Pitch: 2.0 (mm)  
Base Height: 1.5/2.0 mm


**Pin Header  
Dual Row SMT**



Series: P2MX(C,D)  
Pitch: 2.0 (mm)  
Base Height: 1.5/2.0 mm


# PIN HEADER

**Pin Header**  
Single Row SMT Side Entry




Series: P2MX(E.F)  
Pitch: 2.0 (mm)

**Pin Header**  
Dual Row SMT Side Entry



Series: P2MX(G.H)  
Pitch: 2.0 (mm)

**Pin Header**  
Multiple Base




Series: P2SX(C~H.1)  
Pitch: 2.0 (mm)  
Base Height: 1.5/2.0 mm

**Pin Header**  
Triple Row Right Angle



Series: P2RCCT  
Pitch: 2.0 (mm)

**Pin Header**  
Single Row Right Angle




Series: P1RA  
Pitch: 2.54 (mm)  
Base Height: 1.5/1.7/2.5  
3.3 mm

**Pin Header**  
Dual Row Right Angle




Series: P1RA  
Pitch: 2.54 (mm)  
Base Height: 1.5/1.7/2.5  
3.3 mm

**Pin Header**  
Single Row SMT




Series: P1MX(A.B)  
Pitch: 2.54 (mm)  
Base Height: 1.5/1.7/2.5  
3.3 mm

**Pin Header**  
Dual Row SMT




Series: P1MX(C.D)  
Pitch: 2.54 (mm)  
Base Height: 1.5/1.7/2.5  
3.3 mm

**Pin Header**  
Single Row SMT Side Entry



Series: P1MX(E.F)  
Pitch: 2.54 (mm)

**Pin Header**  
Dual Row SMT Side Entry



Series: P1MX(G.H)  
Pitch: 2.54 (mm)

**Pin Header**  
Special Type



Series: P1UD  
Pitch: 2.54 (mm)  
Base Height: 1.5/1.7/2.5  
3.3 mm


**Pin Header**  
Multiple Base



Series: P1SX(C~H.1~2)  
Pitch: 2.54 (mm)  
Base Height: 1.5/1.7/2.5  
3.3 mm


## FEMALE HEADER

**Female Header  
Dual Row SMT**




Series: F0MX(C.D)31D  
Pitch: 0.8 (mm)  
Base Height: 3.1 mm

**Female Header  
Single Row Straight**




Series: F7SC20S  
Pitch: 1.0 (mm)  
Base Height: 2.0 mm

**Female Header  
Dual Row SMT**



Series: F7MX(C.D)20D  
Pitch: 1.0 (mm)  
Base Height: 2.0 mm

**Female Header  
Single Row Straight**




Series: F4SC21S  
Pitch: 1.27 (mm)  
Base Height: 2.1 mm

**Female Header  
Single Row SMT**



Series: F4MX(A.B)21S  
Pitch: 1.27 (mm)  
Base Height: 2.1 mm

**Female Header  
Dual Row SMT**




Series: F4MX(C.D)21D  
Pitch: 1.27 (mm)  
Base Height: 2.1 mm

**Female Header  
Single Row Straight**




Series: F4SC34S  
Pitch: 1.27 (mm)  
Base Height: 3.4 mm

**Female Header  
Dual Row Straight**




Series: F4SC34D  
Pitch: 1.27 (mm)  
Base Height: 3.4 mm

**Female Header  
Single Row SMT**




Series: F4MX(A.B)34S  
Pitch: 1.27 (mm)  
Base Height: 3.4 mm

**Female Header  
Dual Row SMT**




Series: F4MX(C~E)34D  
Pitch: 1.27 (mm)  
Base Height: 3.4 mm

**Female Header  
Dual Row Side Entry**



Series: F4RD34D  
Pitch: 1.27 (mm)  
Base Height: 3.4 mm


**Female Header  
Single Row Straight**



Series: F4SC38S  
Pitch: 1.27 (mm)  
Base Height: 3.8 mm

## FEMALE HEADER

**Female Header  
Dual Row Straight**




Series: F4SC38D  
Pitch: 1.27 (mm)  
Base Height: 3.8 mm

**Female Header  
Single Row SMT**




Series: F4MX(A.B)38S  
Pitch: 1.27 (mm)  
Base Height: 3.8 mm

**Female Header  
Dual Row SMT**



Series: F4MX(C.D)38D  
Pitch: 1.27 (mm)  
Base Height: 3.8 mm

**Female Header  
Single Row Right Angle**




Series: F4RB43S  
Pitch: 1.27 (mm)  
Base Height: 4.3 mm

**Female Header  
Single Row SMT**




Series: F4MX(A.B)43S  
Pitch: 1.27 (mm)  
Base Height: 4.3 mm

**Female Header  
Dual Row SMT**




Series: F4MX(C~E)43D  
Pitch: 1.27 (mm)  
Base Height: 4.3 mm

**Female Header  
Single Row Straight**



Series: F4SC44S  
Pitch: 1.27 (mm)  
Base Height: 4.4 mm

**Female Header  
Dual Row Straight**




Series: F4SC44D  
Pitch: 1.27 (mm)  
Base Height: 4.4 mm

**Female Header  
Single Row SMT**




Series: F4MX(A.B)44S  
Pitch: 1.27 (mm)  
Base Height: 4.4 mm

**Female Header  
Dual Row SMT**




Series: F4MX(C.D)44D  
Pitch: 1.27 (mm)  
Base Height: 4.4 mm

**Female Header  
Single Row Straight**



Series: F3SE46S  
Pitch: 1.27x2.54 (mm)  
Base Height: 4.6 mm


**Female Header  
Dual Row Straight**



Series: F3SE46D  
Pitch: 1.27x2.54 (mm)  
Base Height: 4.6 mm


## FEMALE HEADER

**Female Header  
Dual Row SMT**




Series: F3MX(C.D)58D  
Pitch: 1.27x2.54 (mm)  
Base Height: 5.8 mm

**Female Header  
Dual Row Straight**




Series: F3SE85D  
Pitch: 1.27x2.54 (mm)  
Base Height: 8.5 mm

**Female Header  
Dual Row SMT**




Series: F2MX(C.D)21D  
Pitch: 2.0 (mm)  
Base Height: 2.1 mm

**Female Header  
Dual Row SMT**




Series: F2MX(C.D)28D  
Pitch: 2.0 (mm)  
Base Height: 2.8 mm

**Female Header  
Dual Row Straight**




Series: F2SC40D  
Pitch: 2.0 (mm)  
Base Height: 4.0 mm

**Female Header  
Dual Row SMT**




Series: F2MX(C.D)40D  
Pitch: 2.0 (mm)  
Base Height: 4.0 mm

**Female Header  
Single Row Straight**




Series: F2SC43S  
Pitch: 2.0 (mm)  
Base Height: 4.3 mm

**Female Header  
Dual Row Straight**



Series: F2SC43D  
Pitch: 2.0 (mm)  
Base Height: 4.3 mm

**Female Header  
Single Row Right Angle**



Series: F2RB43S  
Pitch: 2.0 (mm)  
Base Height: 4.3 mm

**Female Header  
Single Row SMT**




Series: F2MX(A.B)43S  
Pitch: 2.0 (mm)  
Base Height: 4.3 mm

**Female Header  
Dual Row Right Angle**



Series: F2RA49D  
Pitch: 2.0 (mm)  
Base Height: 4.85 mm

**Female Header  
Dual Row Side Entry**



Series: F2RD51D  
Pitch: 2.0 (mm)  
Base Height: 5.1 mm




## FEMALE HEADER

**Female Header  
Dual Row SMT Side Entry**




Series: F2MF51D  
Pitch: 2.0 (mm)  
Base Height: 5.1 mm

**Female Header  
Dual Row Right Angle**




Series: F2RA54D  
Pitch: 2.0 (mm)  
Base Height: 5.35 mm

**Female Header  
Dual Row Straight**




Series: F2SE55D  
Pitch: 2.0 (mm)  
Base Height: 5.5 mm

**Female Header  
Single Row Straight**




Series: F2SE64S  
Pitch: 2.0 (mm)  
Base Height: 6.35 mm

**Female Header  
Dual Row Straight**




Series: F2SE64D  
Pitch: 2.0 (mm)  
Base Height: 6.35 mm

**Female Header  
Triple Row Straight**




Series: F2SE64T  
Pitch: 2.0 (mm)  
Base Height: 6.35 mm

**Female Header  
Four Row Straight**



Series: F2SE64F  
Pitch: 2.0 (mm)  
Base Height: 6.35 mm

**Female Header  
Multiple Base**



Series: F2S164X(S.D.T.F)  
Pitch: 2.0 (mm)  
Base Height: 6.35 mm

**Female Header  
Multiple Base**




Series: F2SX(1~3)  
Pitch: 2.0 (mm)  
Base Height: 6.35 mm

**Female Header  
Dual Row Straight**




Series: F2SE71D  
Pitch: 2.0 (mm)  
Base Height: 7.1 mm

**Female Header  
Single Row Side Entry**



Series: F1RD34S  
Pitch: 2.54 (mm)  
Base Height: 3.4 mm

**Female Header  
Single Row SMT Side Entry**



Series: F1MF34S  
Pitch: 2.54 (mm)  
Base Height: 3.4 mm


## FEMALE HEADER

**Female Header  
Single Row Straight**




Series: F1SE35S  
Pitch: 2.54 (mm)  
Base Height: 3.5 mm

**Female Header  
Dual Row Straight**




Series: F1SE35D  
Pitch: 2.54 (mm)  
Base Height: 3.5 mm

**Female Header  
Dual Row SMT**




Series: F1MX(C.D)35D  
Pitch: 2.54 (mm)  
Base Height: 3.5 mm

**Female Header  
Single Row Straight**




Series: F1SC50S  
Pitch: 2.54 (mm)  
Base Height: 5.0 mm

**Female Header  
Dual Row Straight**




Series: F1SC50D  
Pitch: 2.54 (mm)  
Base Height: 5.0 mm

**Female Header  
Single Row Dual Entry**




Series: F1SX(G.H)50S  
Pitch: 2.54 (mm)  
Base Height: 5.0 mm  
Pin Span: 2.54 mm

**Female Header  
Dual Row Dual Entry**




Series: F1SI50D  
Pitch: 2.54 (mm)  
Base Height: 5.0 mm  
Pin Span: 5.08 mm

**Female Header  
Single Row Dual Entry**




Series: F1SX(G.H)50S  
Pitch: 2.54 (mm)  
Base Height: 5.0 mm  
Pin Span: 5.08 mm

**Female Header  
Dual Row Dual Entry**




Series: F1SI50D  
Pitch: 2.54 (mm)  
Base Height: 5.0 mm  
Pin Span: 7.62 mm

**Female Header  
Single Row Right Angle**




Series: F1RB50S  
Pitch: 2.54 (mm)  
Base Height: 5.0 mm

**Female Header  
Single Row SMT**



Series: F1MX(A.B)50S  
Pitch: 2.54 (mm)  
Base Height: 5.0 mm


**Female Header  
Dual Row SMT**



Series: F1MX(C.D)50D  
Pitch: 2.54 (mm)  
Base Height: 5.0 mm


## FEMALE HEADER

**Female Header  
Single Row Straight**




Series: F1SE57S  
Pitch: 2.54 (mm)  
Base Height: 5.7 mm

**Female Header  
Dual Row Straight**




Series: F1SE57D  
Pitch: 2.54 (mm)  
Base Height: 5.7 mm

**Female Header  
Single Row Right Angle**




Series: F1RC57S  
Pitch: 2.54 (mm)  
Base Height: 5.7 mm

**Female Header  
Dual Row Right Angle**



Series: F1RC57D  
Pitch: 2.54 (mm)  
Base Height: 5.7 mm

**Female Header  
Dual Row Side Entry**




Series: F1RD60D  
Pitch: 2.54 (mm)  
Base Height: 6.0 mm

**Female Header  
Dual Row SMT Side Entry**




Series: F1MF60D  
Pitch: 2.54 (mm)  
Base Height: 6.0 mm

**Female Header  
Single Row Straight**




Series: F1SK68S  
Pitch: 2.54 (mm)  
Base Height: 6.8 mm

**Female Header  
Dual Row Straight**




Series: F1SK68D  
Pitch: 2.54 (mm)  
Base Height: 6.8 mm

**Female Header  
Single Row Straight**



Series: F1SC71S  
Pitch: 2.54 (mm)  
Base Height: 7.1 mm

**Female Header  
Dual Row Straight**




Series: F1SC71D  
Pitch: 2.54 (mm)  
Base Height: 7.1 mm

**Female Header  
Single Row SMT**



Series: F1MX(A.B)71S  
Pitch: 2.54 (mm)  
Base Height: 7.1 mm


**Female Header  
Dual Row SMT**



Series: F1MX(C.D)71D  
Pitch: 2.54 (mm)  
Base Height: 7.1 mm


## FEMALE HEADER

**Female Header  
Single Row Dual Entry**




Series: F1SX(G.H)71S  
Pitch: 2.54 (mm)  
Base Height: 7.1 mm  
Pin Span: 3.96 / 5.08 mm

**Female Header  
Dual Row Dual Entry**




Series: F1SI71D  
Pitch: 2.54 (mm)  
Base Height: 7.1 mm  
Pin Span: 6.5 / 7.62 mm

**Female Header  
Single Row Straight**




Series: F1SA85S  
Pitch: 2.54 (mm)  
Base Height: 8.5 mm

**Female Header  
Dual Row Straight**




Series: F1SA85D  
Pitch: 2.54 (mm)  
Base Height: 8.5 mm

**Female Header  
Single Row Straight**



Series: F1SC85S  
Pitch: 2.54 (mm)  
Base Height: 8.5 mm

**Female Header  
Dual Row Straight**




Series: F1SC85D  
Pitch: 2.54 (mm)  
Base Height: 8.5 mm

**Female Header  
Single Row SMT**




Series: F1MX(A.B)85S  
Pitch: 2.54 (mm)  
Base Height: 8.5 mm

**Female Header  
Dual Row SMT**




Series: F1MX(C.D)85D  
Pitch: 2.54 (mm)  
Base Height: 8.5 mm

**Female Header  
Single Row Dual Entry**




Series: F1SX(G.H)85S  
Pitch: 2.54 (mm)  
Base Height: 8.5 mm  
Pin Span: 3.96 / 5.08 mm

**Female Header  
Dual Row Dual Entry**




Series: F1SI85D  
Pitch: 2.54 (mm)  
Base Height: 8.5 mm  
Pin Span: 6.5 / 7.62 mm

**Female Header  
Single Row Straight**



Series: F1SE85S  
Pitch: 2.54 (mm)  
Base Height: 8.5 mm


**Female Header  
Dual Row Straight**



Series: F1SE85D  
Pitch: 2.54 (mm)  
Base Height: 8.5 mm

## FEMALE HEADER / BOX HEADER

**Female Header  
Single Row Right Angle**




Series: F1RC85S  
Pitch: 2.54 (mm)  
Base Height: 8.5 mm

**Female Header  
Dual Row Right Angle**




Series: F1RC85D  
Pitch: 2.54 (mm)  
Base Height: 8.5 mm

**Female Header  
Dual Row Straight with Bump**



Series: F1SF85D  
Pitch: 2.54 (mm)  
Base Height: 8.5 mm

**Female Header  
Dual Row Right Angle with Bump**




Series: F1RE85D  
Pitch: 2.54 (mm)  
Base Height: 8.5 mm

**Female Header  
Dual Row SMT (with Bump)**



Series: F1MX(C.G)85D  
Pitch: 2.54 (mm)  
Base Height: 8.5 mm

**Female Header  
Dual Row Straight Press Fit**




Series: F1SM85D  
Pitch: 2.54 (mm)  
Base Height: 8.5 mm

**Female Header  
Multiple Base**




Series: F1SX(1~4)85X(S.D)  
Pitch: 2.54 (mm)  
Base Height: 8.5 mm

**Female Header  
Triple Row Straight**




Series: F1SE85T  
Pitch: 2.54 (mm)  
Base Height: 8.5 mm

**Female Header  
Multiple Base**



Series: F1SX(1~4)85T  
Pitch: 2.54 (mm)  
Base Height: 8.5 mm

**Female Header  
Dual Row Straight**



Series: F1SEB0D  
Pitch: 2.54 (mm)  
Base Height: 11.0 mm

**Box Header  
Straight**



Series: BH4SA  
Pitch: 1.27 (mm)


**Box Header  
Right Angle**



Series: BH4RA  
Pitch: 1.27 (mm)

## BOX HEADER / BOARD SPACER

**Box Header  
SMT**




Series: BH4MX(C.D)  
Pitch: 1.27 (mm)

**Box Header  
Straight**



Series: BH2SA  
Pitch: 2.0 (mm)

**Box Header  
Right Angle**




Series: BH2RA  
Pitch: 2.0 (mm)

**Box Header  
45°**



Series: BH2RA  
Pitch: 2.0 (mm)

**Box Header  
SMT**



Series: BH2MC  
Pitch: 2.0 (mm)

**Box Header  
Straight**



Series: BH1SA  
Pitch: 2.54 (mm)

**Box Header  
Right Angle**



Series: BH1RA  
Pitch: 2.54 (mm)

**Box Header  
SMT**



Series: BH1MX(C.D)  
Pitch: 2.54 (mm)

**Board Spacer  
SMT**



Series: BS4MX(C.D)  
Pitch: 1.27 (mm)

**Board Spacer  
SMT**



Series: BS4MX(C.D)x(a~j)  
Pitch: 1.27 (mm)

**Board Spacer  
SMT**



Series: BS4ML1  
Pitch: 1.27 (mm)

**Board Spacer  
Straight**



Series: C006PF52x  
Pitch: 1.27 (mm)

# BOARD SPACER / LATCH HEADER / BOARD to BOARD

**Board Spacer  
Straight**



Series: BS1SC/BS2SC  
Pitch: 2.54 / 2.0 (mm)

**Board Spacer  
Right Angle**



Series: BS1RX(A.B)/BS2RX(A.B)  
Pitch: 2.54 / 2.0 (mm)

**Board Spacer  
Straight**



Series: LH4SA1  
Pitch: 1.27 (mm)

**Latch Header  
Right Angle**



Series: LH4RA1  
Pitch: 1.27 (mm)

**Latch Header  
SMT**



Series: LH4MC1  
Pitch: 1.27 (mm)

**Latch Header  
Straight**



Series: LH2SA  
Pitch: 2.0 (mm)

**Latch Header  
Right Angle**



Series: LH2RA  
Pitch: 2.0 (mm)

**Latch Header  
SMT**



Series: LH2MC  
Pitch: 2.0 (mm)

**Latch Header  
Straight**




Series: LH1SA  
Pitch: 2.54 (mm)

**Latch Header  
Right Angle**




Series: LH1RA  
Pitch: 2.54 (mm)

**Board to Board  
Connector Male**



Series: BB080AM  
Pitch: 0.8 (mm)

**Board to Board  
Connector Female**



Series: BB080AF  
Pitch: 0.8 (mm)

# D-SUB / WIRE to BOARD / SHEET METAL / PIN

Sheet Metal



Pin



D-SUB Solder



Series: DBLX(2.3)  
Dual Row: 9/15/25/37 pins  
High Density: 15/26/44  
62 pins


D-SUB Crimp



D-SUB DIP Straight



D-SUB DIP Right Angle



Series: DBCX(2.3)  
Dual Row: 9/15/25/37 pins  
High Density: 15/26/44  
62 pins

Series: DBSX(2.3)  
Dual Row: 9/15/25/37 pins  
High Density: 15/26/44  
62 pins

Series: DBRX(2.3)  
Dual Row: 9/15/25/37 pins  
High Density: 15/26/44  
62 pins

D-SUB Slim



D-SUB IDC



Wire to Board Connector




Series: DBEX(2.3)  
Dual Row: 9 pins  
High Density: 15 pins


Series: FDBX(2.3)  
Dual Row: 9/15/25/37 pins

Housing: 080A-xxP  
Terminal: 080A-T  
Wafer: 080A-SS(SR)  
Pitch: 0.8 (mm)


Wire to Board Connector



Wire to Board Connector



Wire to Board Connector



Housing: 100E-xxP  
Terminal: 100E-T  
Wafer: 100E-SS(SR)  
Pitch: 1.0 (mm)


Housing: 100E-xxPD  
Terminal: 100E-T  
Wafer: 100E-SSD(SRD)  
Pitch: 1.0 (mm)

Housing: 120A-xxP  
Terminal: 120A-T  
Wafer: 120A-SR  
Pitch: 1.2 (mm)




## WIRE to BOARD / BOARD-IN

**Wire to Board  
Connector**




Housing: 125C-xxP  
Terminal: 125C-T  
Wafer: 125C-WS(WR.SS.SR)  
Pitch: 1.25 (mm)

**Wire to Board  
Connector**




Housing: 125D-xxP  
Terminal: 125D-T  
Wafer: 125D-SS(SR)  
Pitch: 1.25 (mm)

**Wire to Board  
Connector**



Wafer: 125E-SS(SR)  
Pitch: 1.25 (mm)

**Wire to Board  
Connector**




Wafer: 125F-SR  
Pitch: 1.25 (mm)

**Board-in  
Connector**



Housing: 125G-xxP  
Terminal: 125G-T  
Pitch: 1.25 (mm)

**Wire to Board  
Connector**



Housing: 150A-xxP  
Terminal: 150A-T  
Wafer: 150A-WS(WR.SS.SR)  
Pitch: 1.50 (mm)

**Board-in  
Connector**




Housing: 200E-xxSP/RP  
Terminal: 200E-TS(TR)  
Pitch: 2.0 (mm)

**Wire to Board  
Connector**




Housing: 200F-xxP  
Terminal: 200F-T-TP  
Wafer: 200F-WS(WR.SS.SR)  
Pitch: 2.0 (mm)

**Wire to Board  
Connector**



Housing: 200F-xxPD  
Terminal: 200F-TD-TP  
Wafer: 200F-WSD(WRD.SSD.SRD)  
Pitch: 2.0 (mm)

**Wire to Board  
Connector**



Housing: 200G-xxP  
Terminal: 200G-T  
Wafer: 200G-WS(WR)  
Pitch: 2.0 (mm)

**Wire to Board  
Connector**



Housing: 200K-xxP  
Terminal: 200F-TD-TP  
Wafer: 200K-WS(WR.SS.SR)  
Pitch: 2.0 (mm)

**Board-in  
Connector**



Housing: 250A-S1-xxP  
Terminal: 250A-S1-TBT2  
Pitch: 2.5 (mm)

## WIRE to BOARD / WIRE to WIRE

**Wire to Board  
Connector**



Housing: 250B-xxP  
Terminal: 250B-T-TP  
Wafer: 250B-WS(WR.SS.SR)  
Pitch: 2.5 (mm)

**Wire to Board  
Connector**

**Wire to Board  
Connector**



Housing: 250C-xxP  
Terminal: 250C-T  
Wafer: 250C-WS(WR)  
Pitch: 2.5 (mm)


**Wire to Board  
Connector**

**Wire to Board  
Connector**




Housing: 250D-xxP  
Terminal: 250D-T  
Wafer: 250D-WS(WR)  
Pitch: 2.5 (mm)

**Wire to Board  
Connector**



Housing: 250E-xxP  
Terminal: 250E-T  
Wafer: 250E-WS(WR)  
Pitch: 2.5 (mm)

**Wire to Board  
Connector**




Housing: 250F-xxP  
Terminal: 250F-T  
Wafer: 250F-WS(WR)  
Pitch: 2.5 (mm)

**Wire to Board  
Connector**



Housing: 254I-X{1.2}-xxP  
Terminal: 254I-TF  
Pitch: 2.54 (mm)

**Wire to Board  
Connector**



Housing: 254K-xxP  
Terminal: 254K-T  
Wafer: 254K-WS(WR)  
Pitch: 2.54 (mm)

**Wire to Board  
Connector**



Housing: 396A-xxP  
Terminal: 396A-T-TB  
Wafer: 396B-WS(WR.HS.HR)  
Pitch: 3.96 (mm)

**Wire to Board  
Connector**




Housing: 396C-xxP  
Terminal: 396C-T  
Wafer: 396C-WS(WR)  
Pitch: 3.96 (mm)

**Wire to Wire  
Power Connector**



Housing: 396D-xxP  
Terminal: 396D-T  
Wafer: 396D-WS  
Pitch: 3.96 (mm)




Wafer: 400A-SR  
Pitch: 4.0 (mm)



Housing: 4130A-xxM(F)  
Terminal: 4130A-TM(TF)

# WIRE to BOARD / WIRE to WIRE / M5 WATERPROOF

**Wire to Board  
Power Connector**



Housing: 4155A-xxP  
Terminal: 4155A-T  
Wafer: 4155A-WS  
Pitch: 5.0&7.5 (mm)

**Wire to Board  
Power Connector**



Housing: 4158A-xxM(F)  
Terminal: 4158A-TM(TF)

**Wire to Board  
Power Connector**



Housing: 4200A-xxM(F)  
Terminal: 4200A-TM(TF)

**Wire to Board  
Power Connector**



Housing: 4236B-xxM(F)  
Terminal: 4236B-TM(TF)

**Wire to Board  
Power Connector**




Housing: 4250A-xxM(F)  
Terminal: 4250A-TM(TF)

**Wire to Board & Wire to Wire  
Power Connector**




Housing: 4300A-2XxxM(F)  
Terminal: 4300A-TM(TF)  
Wafer: 4300A-WSD(WRD.SRD)

**Wire to Board & Wire to Wire  
Power Connector**



Housing: 4420A-xxM(F)  
Terminal: 4420A-TM(TF)  
Wafer: 4420A-WS(WR)

**Wire to Board  
Power Connector**



Housing: 4508A-xxM(F)  
Terminal: 4508A-TM(TF)  
Wafer: 4508B-TS(TR)  
Pitch: 5.08 (mm)

**M5 Waterproof  
Connector Solder Type**



Contact: 4 pins

**M5 Waterproof  
Connector Solder Type**



Contact: 4 pins

**M5 Waterproof  
Connector PCB Type**



Contact: 4 pins

**M5 Waterproof  
Connector PCB Type**



Contact: 4 pins

## M(x) WATERPROOF

**M5 Waterproof  
Connector PCB Type**



Contact: 4 pins

**M8 Waterproof  
Connector Solder Type**



Contact: 4 pins

**M8 Waterproof  
Connector Solder Type**




Contact: 5 pins

**M8 Waterproof  
Connector Solder Type**



Contact: 6 pins

**M9 Waterproof  
Connector Solder Type**



Contact: 6 pins

**M9 Waterproof  
Connector Solder Type**



Contact: 6 pins

**M12 Waterproof  
Connector Solder Type**



Contact: 2~8, 10, 12, 17 pins

**M12 Waterproof  
Connector Solder Type / PCB Type**



Contact: 8 pins

**M12 Waterproof  
Connector Solder Type / PCB Type**



Contact: 5 pins

**RJ45 Waterproof  
Connector Solder Type**



**mini DIN Waterproof  
Connector Solder Type**



Contact: 4, 6, 8 pins

**Waterproof  
Connector**



Series: JDI-03

## WATERPROOF COONECTOR / FPC/FFC ZIF

Waterproof  
Connector



Series: JDI-05

Waterproof  
Connector




Series: JDI-06

Waterproof  
Connector



Series: JDI-06

Waterproof  
Connector




Series: JDI-07

Waterproof  
Connector



Series: JDI-07

Waterproof  
Connector



Series: JDI-10

Waterproof  
Connector



Series: JDI-12

Waterproof  
Connector




Series: JDI-20

Waterproof  
Connector



Series: JDI-20

FPC/FFC ZIF  
SMT Side Entry



Series: FP5ZUA  
Pitch: 0.3 (mm)  
Contact: bottom

FPC/FFC ZIF  
SMT Side Entry



Series: FP4ZLU  
Pitch: 0.5 (mm)  
Contact: Upper

FPC/FFC ZIF  
SMT Side Entry



Series: FP4ZLB  
Pitch: 0.5 (mm)  
Contact: bottom

## FPC/FFC ZIF // FPC/FFC non-ZIF

**FPC/FFC ZIF  
SMT Top Entry**




Series: FP4ZSS / FP4ZST  
Pitch: 0.5 (mm)  
Contact: Single

**FPC/FFC ZIF  
SMT Side Entry**




Series: FP4ZUA  
Pitch: 0.5 (mm)  
Contact: bottom

**FPC/FFC ZIF  
SMT Side Entry**




Series: FP3ZLU  
Pitch: 1.0 (mm)  
Contact: Upper

**FPC/FFC ZIF  
SMT Side Entry**




Series: FP3ZLB  
Pitch: 1.0 (mm)  
Contact: bottom

**FPC/FFC ZIF  
SMT Top Entry**



Series: FP3ZSS / FP3ZST  
Pitch: 1.0 (mm)  
Contact: Single

**FPC/FFC non-ZIF  
Straight**




Series: FP3LDS  
Pitch: 1.0 (mm)  
Contact: Dual

**FPC/FFC non-ZIF  
Right Angle**



Series: FP3LDR  
Pitch: 1.0 (mm)  
Contact: Dual

**FPC/FFC non-ZIF  
SMT Top Entry**




Series: FP3LSS / FP3LST  
Pitch: 1.0 (mm)  
Contact: Dual

**FPC/FFC non-ZIF  
SMT Top Entry Parallel**




Series: FP3LSP  
Pitch: 1.0 (mm)  
Contact: Dual

**FPC/FFC non-ZIF  
SMT Side Entry**




Series: FP3LSR  
Pitch: 1.0 (mm)  
Contact: Dual

**FPC/FFC non-ZIF  
Straight**



Series: FP2LDS  
Pitch: 1.25 (mm)  
Contact: Dual


**FPC/FFC non-ZIF  
Right Angle**



Series: FP2LDR / FP2LDQ  
Pitch: 1.25 (mm)  
Contact: Dual

# FPC/FFC non-ZIF // PIN HEADER / IC & PLCC SOCKET / MINI JUMPER

**FPC/FFC non-ZIF  
Straight**




Series: FP2LSU  
Pitch: 1.25 (mm)  
Contact: Single

**FPC/FFC non-ZIF  
Right Angle**



Series: FP2LRU  
Pitch: 1.25 (mm)  
Contact: Upper

**FPC/FFC non-ZIF  
SMT Side Entry**



Series: FP2LSR  
Pitch: 1.25 (mm)  
Contact: Dual

**FPC/FFC non-ZIF  
SMT Top Entry**




Series: FP2LSS / FP2LST  
Pitch: 1.25 (mm)  
Contact: Dual

**FPC/FFC non-ZIF  
Straight / Right Angle**




Series: FP1LDS / FP1LDR  
Pitch: 2.54 (mm)  
Contact: Dual

**Pin Header  
Machined Pin Right Angle**




Series: 254C-2X(T.G)-xxR  
Pitch: 2.54 (mm)

**IC Socket  
SIP Straight**




Series: 254C-1X(T.G)-xxP  
Pitch: 2.54 (mm)

**IC Socket  
Stamped Pin**



Series: 254M-xxP-X(3.6)  
Pitch: 2.54 (mm)

**IC Socket  
Machined Pin**



Series: 254N-xxTBAA-X  
(3.6)-2  
Pitch: 2.54 (mm)

**PLCC Socket**



Series: 254X-X(S.D)-xxP-XXX  
(PBT,PPS)  
Pitch: 2.54 (mm)(DIP)  
1.27 (mm)(SMT)

**Mini Jumper  
Close**



Series: MJ4AXXX  
Pitch: 1.27 (mm)

**Mini Jumper  
Close**



Series: MJ2A050  
Pitch: 2.0 (mm)

# MINI JUMPER / MINI DIN / IDC / DIP / MICRO USB

**Mini Jumper  
Open**



Series: MJ2BXXX(035.045)  
Pitch: 2.0 (mm)

**Mini Jumper  
Close**



Series: MJ1AXXX  
(045.065.085)  
Pitch: 2.54 (mm)

**Mini Jumper  
Open**



Series: MJ1BXXX  
(045.060.080)  
Pitch: 2.54 (mm)

**Mini Jumper  
Open Long Bar**



Series: MJ1BXXX(109.135)  
MJ2B109  
Pitch: 2.54 (mm)  
2.0 (mm)

**Mini Jumper  
Parallel**



Series: MJX(1.2.4)PX(A.B)  
Pitch: 2.54 (mm)  
2.0 (mm)  
1.27 (mm)

**Mini Din**



Series: MDS (Straight)  
MDR (Right Angle)

**IDC Socket**



Series: 127N  
Pitch: 1.27 (mm)

**IDC Socket**



Series: 200J  
Pitch: 2.0 (mm)

**IDC Socket**



Series: 254O  
Pitch: 2.54 (mm)

**DIP PLUG**




Series: 254P-1-xxP  
200M-1-xxP  
Pitch: 2.54 (mm)  
2.0 (mm)

**Micro USB B Type  
Female SMT**



Series: MUBI

**Micro USB AB Type  
Female SMT**



Series: MUBF



## MINI USB / USB

**Mini USB B Type  
Female Straight**



Series: UBMG  
UBMC for AB Type

**Mini USB B Type  
Female Right Angle**



Series: UBMH

**Mini USB B Type  
Female SMT**



Series: UBMI

**Mini USB AB Type  
Female SMT**




Series: UBMF

**USB A Type  
Male Solder**



Series: UBN

**USB A Type  
Male Right Angle**



Series: UBA

**USB A Type  
Female Straight**




Series: UBC

**USB A Type  
Female Right Angle**



Series: UBD (Left)  
UBE (Right)

**USB A Type  
Female SMT**




Series: UBF

**USB B Type  
Female Right Angle**




Series: UBH

**USB B Type  
Female Dual Port Right Angle**



Series: UB2D

**USB 3.0 A Type  
Female Right Angle**



Series: UB3D

## USB / WIRE HARNESS / CABLE ASSEMBLY / FFC / JUMPER WIRE

USB 3.0 B Type  
Female Right Angle



Series: UB3H


Wire Harness



Wire Harness



Wire Harness



Wire Harness



Cable Assembly



FFC



FFC




Jumper Wire



Jumper Wire



Jumper Wire



Jumper Wire













**digital electronic**  
**siegfried lehrer gmbh**

Rudolf-Wanzl-Str. 3+5  
D-89340 Leipheim / Germany  
www.digitallehrer.de  
digital@digitallehrer.de

Tel.: +49 (0) 82 21 / 70 8-0  
Fax.: +49 (0) 82 21 / 70 8-80

seit  
since **1981**

*Connectors  
and more ...*



Connectors



RoHS compliant 2002/95/EC

